

ARTICLES IN THIS
ISSUE

[Scavenger Hunt
Winners](#)

[Feature Project](#)

[Employee Spotlight](#)

[Energy efficiency](#)

[Maintenance Tips](#)


[Judge Gary](#)

[A Few Good Referrals](#)

Join Our Mailing List!

If you wish to forward this e-newsletter to a friend or colleague, please click [here](#).

Winners Announced for Scavenger Hunt !



We have been celebrating our 20th anniversary, and this past month we held an interactive scavenger hunt. Special signs were put in front of homes that we have renovated over our 20 year history and these signs were the targets of the hunt. Quite a lot of people downloaded an entry form at our website and played the game.

Out of the many entries we received, there were seven that had all the answers

correct! From those seven entries, we held a random drawing and Irv & Trudy Salmeen, on Riverview Ct., were selected as winners. The photo at the right shows the Salmeens receiving the grand prize of an iPod Touch, in their still-beautiful kitchen (remodeled by RDB in 2004). Then an interesting thing happened: the Salmeens graciously returned the iPod to Rochman Design-Build stating that they felt someone else could use it more than they could. They mainly just wanted to have fun playing the scavenger hunt. We tip our hat to the Salmeens for their sincere generosity.



We had a second random drawing, and the winner of the grand prize was selected: Eric Wedemeyer, on Shadford Rd. We understand the whole family helped a bit with the scavenger hunt, and similarly had fun in the process. The photo at the left is Eric, who is currently off at college and will be getting the iPod delivered this weekend. Congratulations!

A random drawing for the second place prize was held from all of the entries that were submitted. And the winner selected was Gretchen Comai, on Maywood Avenue. She has received a \$25 gift certificate to the iTunes Store. Congratulations Gretchen!

Thank you to everyone who participated in the scavenger hunt - we hope this was fun. We also want to thank all of our past clients who allowed us to put our signs in their front yards.

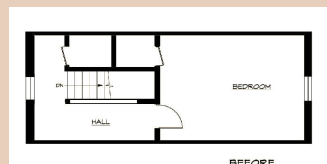
ADDITIONAL
RESOURCES

[RDB Website](#)
[Energy Star](#)
[DTE Energy Savings](#)
[2009 Remodeling
Design Awards](#)

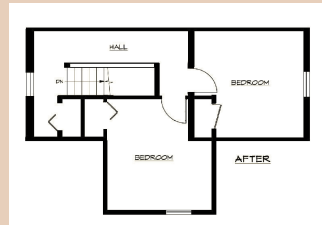
Feature Project: Wierenga/Janevic

A recent project offered us some challenges and a great opportunity to improve energy efficiency. The Wierenga/Janevic's two bedroom home needed more space for their three children who are six years and younger. The family was referred to us from their neighborhood friends (the Queens) whom we worked with last year.

The house's second floor was typical of a 1940's Cape Cod - one big bedroom, a hall, and a staircase. Also, the upstairs had extremely poor heat due to insufficient insulation and improper piping which made the




space unusable for the winter.



We began with a feasibility study to brainstorm ideas for bedrooms as well as addressing other needs such as a bathroom and screen porch spaces. Our design process adjusted to budget requirements and created the best solution for finances, structure, and aesthetics.

A dormer was added at the front of the house to create enough space for two bedrooms upstairs. The roof slope required unique solutions for circulation, doorways, closets, and built-in bookcase opportunities. We solved their heating system problem (a piping issue that several other contractors could not solve prior). Then, rather than just insulate the areas we were remodeling, we added the best insulation possible to the entire roof/ceiling assembly. The Icynene open cell spray foam insulates exceptionally well as well as sealing the building for air infiltration. This green product turned a freezing and impractical cold upper level into a valuable and usable space year round.



The homeowners were very pleased with the outcome. They painted the bedrooms in bright and bold colors that mirrored the children's energy.

[Click here](#) to view our online blog of this project under construction.

Employee Spotlight: Ann Jarema

Ann Jarema is one busy lady. She was recently hired as the office manager for Rochman Design-Build. Ann oversees the accounts payables and receivables, payroll, employee records, marketing and customer service. Her experience lends itself well to RDB, having worked for another remodeling firm in Ann Arbor and a builder in Fenton plus her experience building and remodeling her own homes.



Ann wears many hats outside of RDB: she's a Master Gardener, she's a wedding officiate, and she's active in business groups in Pinckney and Hamburg. Weddings can be trying and devilish for anyone, but for Ann they are pure joy. She is an ordained minister who travels throughout southeast Michigan performing weddings as well as at her chapel in Hell, Michigan.

Ann is originally from the Saginaw/ Midland area. She earned her bachelor's degree in criminology from Indiana State University and has four children ranging in ages from 19 to 29. We are very excited and happy to have Ann on board at RDB.

Energy Efficiency Improvements- Tax Credits & Rebates

With the recent stimulus package and the federal government's push for energy efficiency, there are quite a number of tax credits available for

homeowners who make their homes more energy efficient. These include improvements to insulation, windows, heating & cooling equipment, and water heaters. From all the materials that we have read through, we have provided links to a few that summarize the credits available:

[Residential Energy Efficiency Incentives](#)
[Need-to-know Stimulus Info](#)
[Government Energy Star Website](#)

Our local utility company, DTE, is also offering rebate and incentives for energy efficiency work. Their programs have been changing recently, and their communication is not the clearest; however, there is information available here: [DTE Energy Savings](#)

Many of our clients are interested in saving energy and saving money and many are finding that the credits and incentives are covering items that they need to be doing as maintenance or upgrades soon anyway, so acting on these soon has a financial benefit.

Fall Maintenance Tips

Hoses, Faucets: Before the real cold weather sets in, remove all hoses from outdoor faucets (also known as hose bibbs). Drain the water from the hoses, coil and store them. If the hose bibb has a shut off valve, turn it off and open the faucet to drain it. Some faucets are frost protected and do not need draining (picture shows this type).



Dryer vent: Inspect all vents that are accessible on the side of your home- including dryer vents and bath fans. Make certain the damper can open and close properly, and clean out all of the lint and the dirt. This will help dryer vents and bath fans function more efficiently and it will also prevent possible fires in the ducts. A special brush on a flexible rod is available at hardware stores to clean out the ductwork.

Furnace Filter: All furnace filters need replacement or cleaning. Traditional thin media filters need replacing at least once in the summer and every month in the winter. Filters are available at hardware stores- remember to write down the size of your filter before going to the store. Electronic air cleaners need their media either replaced or washed out, depending on the cleaner. This will help your furnace run more efficiently and improve your indoor air quality.



Chimney Cleaning: If you burn wood in your fireplace during the winter, it is a great idea to hire a chimney cleaner to maintain your chimney. We recommend having this done annually or every three years if you burn a lot of wood. Creosote build-up can create serious chimney fires.



Clean Gutters: After all the leaves have fallen, usually around mid November, clear out all gutters and downspouts. Also make certain all downspout leaders are connected and direct water away from the house. Blocked gutters can cause ice- damming, water in your basement, siding damage, and more

Judge Gary

Remodeling Magazine, the leading national journal for our industry, honored Gary by asking him to be one of the judges in this year's Remodeling Design Awards. Gary is a past recipient of this award program and learned a great deal by taking part in the two day judging process in Washington D.C. this past June. The awards are published in this month's issue of the magazine, as well as [online](#).



Looking for a Few Good Referrals



Our success over the past 20 years has been due in large part to our referrals from friends and neighbors, and we are very grateful. Our business remains strong and we are actively looking for new clients. We ask that if you know anyone who might be interested in our services or in receiving our e-newsletter, you pass their name on to us. We would be happy

to make the first call to them so we may introduce ourselves and let them know you referred them to us.



Rochman
DESIGN - BUILD

2294 S. Industrial Hwy Ann Arbor, MI 48104

734.761.6936